



Tube and Clamp Scaffolding For Finishing and Repair Works

Finishing works need easy demountable metalware that enable setting scaffolding lift at a certain height. Presented scaffoldings meet these demands and are designed for finishing and repair works inside and outside of dwelling, public, and production buildings at a height up to 40 meters.

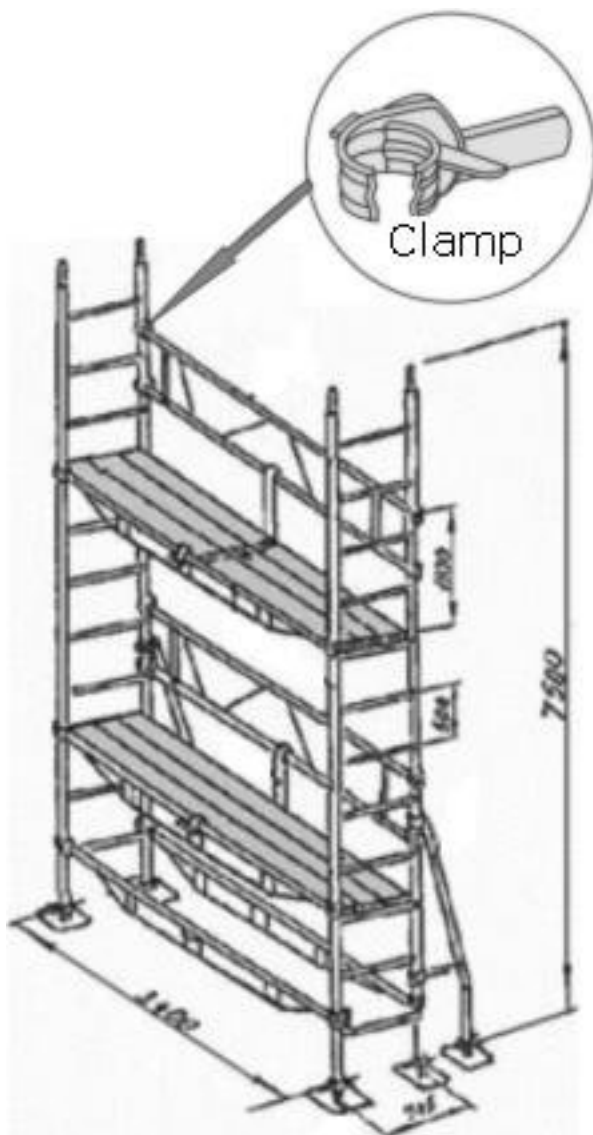
- Boards can be set with a height span of 0.5 m.
- The scaffolding screw jacks used in our constructions make it possible to compensate relief roughness.
- Presented scaffoldings can be successfully used for construction, painting, glazing, wiring works, faceworks, sanitaryware works, plastering, etc.
- Scaffoldings can be erected in any room regardless of doorway size.
- Assembling and relocation of scaffold ling can be easily performed by two persons.
- Scaffolding are assembled from separate interchangeable elements that can be ordered apart from the whole set.

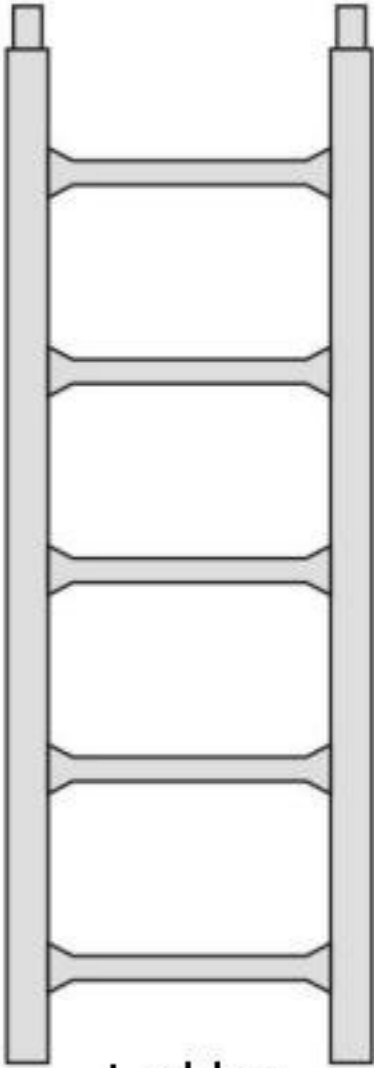
Base Case Specifications

Height, m	7.50	
Length, m	3.40	
Board width, m	0.70	
Nominal board loading, kgs/m		200.00
Maximum weight, kg	255.00	
Vertical elevation area of set along the wall, m ²	25.50	


Base Case Elements

1	Scaffolding Truss 3.40 m	2 items
2	Supporting Truss 3.40 m	4 items
3	Ladder 2.50 m	6 items
4	Board Support	2 items
5	Vertical Frame	2 items
6	Scaffolding Screw Jack	4 items
7	Small Scaffolding Screw Jack	2 items





Ladder



Scaffolding
Screw Jack

